




Pegasus Lens motor kit installation




Step 1

Kit includes an aluminum pulley and a belt



Step 2

Attach the pulley on the motor shaft. Secure lock the two grab screws.



Step 3

You 'll need a 3" dovetail bar.

Grab the L shaped bracket on the bar and secure lock it with a bolt / spacer.


Step 4

Attach your CCD / DSLR Camera on the bar

You might need a special adapter / rings to attach the camera

Step 5

Create tension between pulley and lens to achieve better grip.
(Most lenses have a teeth ring to attach the belt on it)



You are ready to go...